

sugarlabs



Sugar Labs

Google Summer of Code 25'

[Project Information](#)

AI tools for reflection

Length: 350 Hours

Mentor: Walter Bender, Sumit Srivastava

Assisting Mentor: Devin Ulibarri

Student Information

Full Name: Amrit Rai

Email: iamamrit27@gmail.com

Github: github.com/retrogtx

LinkedIn: linkedin.com/in/amritwt

X (Formerly Twitter): x.com/amritwt

Matrix: @retrogtx:matrix.org

Preferred Language: Proficient in English

Location: Navi Mumbai, Maharashtra, India

Timezone: IST (UTC +5:30)

Phone: +91 7900064577

Institution: Terna Engineering College

Program: Electronics and Telecommunication

Expected year of graduation: 2026

Project Summary:

While existing Generative AI tools support learners in creation, they lack mechanisms for structured reflection, an essential component of Constructionist learning pedagogy. This project aims to integrate AI-driven reflection prompts into the Sugar learning ecosystem. By leveraging Large Language Models (LLMs), we will engage learners in conversations about their work, encouraging them to articulate their thoughts, learning process, and next steps.

The goal is to develop and deploy an open-source AI-powered reflection system that integrates into the Music Blocks Planet, Sugar Journal, or Sugarizer Journal, automatically prompting learners when they pause or save their projects.

About Me

Being into code for a brief period of time, open source is something that affected my life without me even knowing about it. It felt amazing to me that I could contribute to stuff that could be used by people.

My programming journey started back in 2020 when I made machine learning models with PyTorch, a Python library and learnt about core classical Machine Learning. It was an amazing experience.

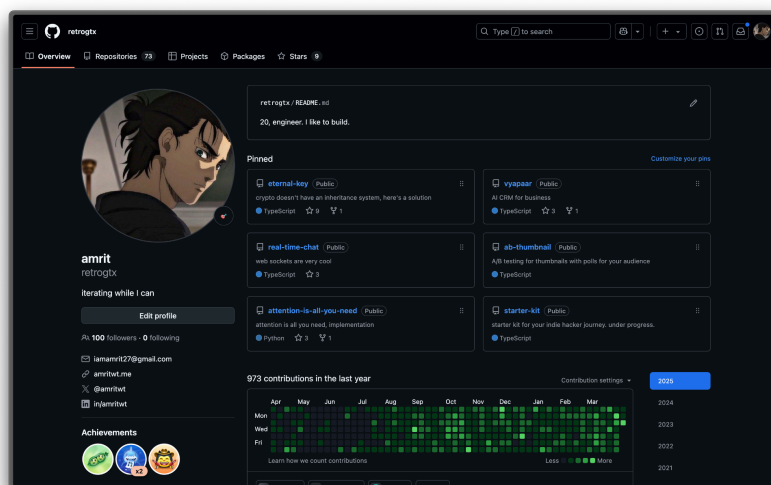
Over time I wished to make the product side of things, so I pivoted to fullstack engineering. This was key as I could ship something daily. With project based learning, I could just build things I wish that existed.

In November 2024, I got a grant of \$3000 by the Solana Foundation for solving inheritance on Solana, a way to prevent dead wallets and pass on crypto to your loved ones. This was a great time for me to get my hands dirty with Rust.

In January 2024, I got into Cal - an open source scheduling software. I've been an intern here for the past one month. The things I have learnt here have shaped me better as an engineer. I write tests, implement features, and review code by other folks from open source. And read code all the time.

On the side, I try to be better at algorithms so the best way to do so is getting hands on competitive programming. Still an 893 rated newbie though.

I try to help others in the community through my small twitter [presence](#).



[i like building cool apps and making them open source]

Tech Stack

I am generally tech stack agnostic, picking up whatever I need to achieve what the problem needs of me. However I am experienced with all these technologies:

Programming Languages: Python, Javascript, Typescript, C++

Core Libraries: NextJs, React, Express, Pytorch, Flask, FastAPI, Drizzle

State Management: Recoil Js, Zustand

Databases: PostgreSQL

Tools: Git, Github, AWS, Docker, CI/CD, Supabase

My tech stack has evolved over the years, when I first started with ML it was mostly about Python, pytorch and other libraries for data science like pandas and matplotlib

For my grant project I worked deeply with Rust, Anchor and Solana/Web3.js

For my day to day projects, it's all about Typescript (or Javascript)

I pick things up as required. But by experience wise, I have listed everything above!

Why Sugar Labs?

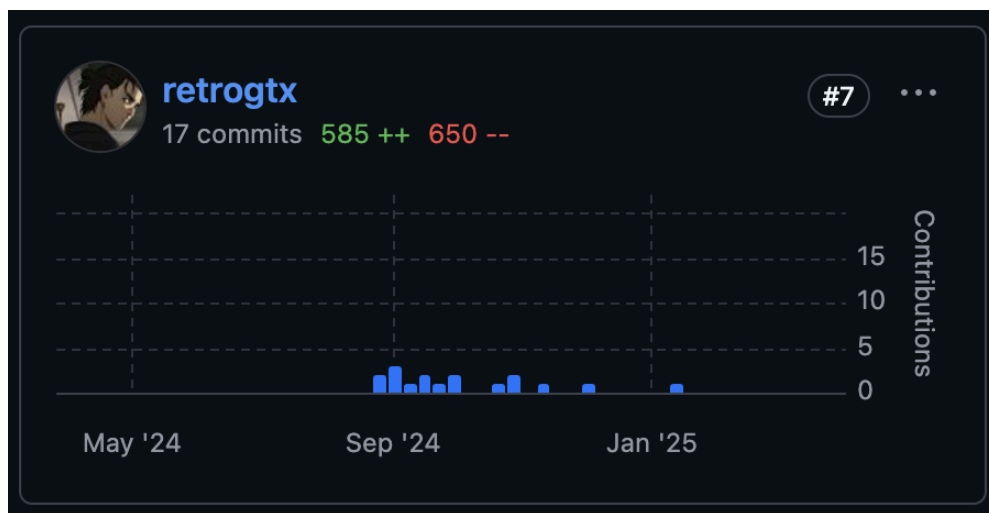
When I first started to learn how websites on the internet are built, I started to learn HTML. Then overtime I wished to learn React. My teacher told me to go deeper into DOM (Document Object Model) manipulation. This is when I got deeper into Music Blocks. This was a great way for me to learn about DOM manipulation, and to see what a full fledged project with vanilla Javascript looks like.

As a fellow music enthusiast, it was nice to see that there is an app out there that helps kids learn better about music.

By diving deeper, I found the way it works was remarkable. Just a huge codebase with javascript running. I started playing around from day one. Figured out what part of this huge might be nonoptimal and started contributing code to solve the same.

Contributions were one part, but I have also been active in the community, helping with small stuff here and there.

I don't just contribute; I often actively participate in the community, sharing ideas and working together on solutions at times.



I am at number #7 in the contributor list in the past 12 months.
Of course the number of commits is not as important as the code itself!

Issues Raised

[feat]: Add Dark Mode ([#4195](#))

Musicblocks was light mode only.

Dark mode was added in subsequent PRs by the community.



Pull Requests

[calling every possible direction from a single const row \(merged\)](#)

[Streamline Drum Name for early return of drum post http match, use object lookup \(merged\)](#)

[move all saved state into a single object \(merged\)](#)

[refactor: simplify note processing logic, remove an empty file \(merged\)](#)

[todo: apply array destructuring \(merged\)](#)

[split notation mappings into separate Octaves \(merged\)](#)

[fix #2630: Add jsdoc style documentation \(merged\)](#)

[Fixes: #4056 correcting highlight problem near nav-bar \(merged\)](#)

[Increasing the size of chord pie menu \(merged\)](#)

[Fixes: #4056 correcting highlight problem near nav-bar \(merged\)](#)

[refactor: use better mapping logic in _setupBlocksContainerEvents \(merged\)](#)

[fix: base64encode error warning, extraction of common logic into a single function \(merged\)](#)

[fix renderLanguageSelectIcon logic \(merged\)](#)

[fix all eslint errors along with base64encode error \(merged\)](#)

[FIXME: Implement pickup measures and multi-voice support in abc.js \(merged\)](#)

[Streamline Drum Name for early return of drum post http match, use object lookup \(merged\)](#)

[use object lookup for convertDuration instead of switch \(merged\)](#)

[fix all lint + Base64Encode errors \(merged\)](#)

[use object lookup for convertDuration instead of switch \(merged\)](#)

[move all saved state into a single object \(merged\)](#)

[used regex to minimize code \(merged\)](#)

[add export statements for BACKWARDCOMPATIBILITYDICT and initBasicProtoBlocks \(merged\)](#)

[Update drum block setup by combining everything into a list \(merged\)](#)

[refactor: Simplify note processing logic, remove an empty file \(merged\)](#)

[https://github.com/sugarlabs/musicblocks-v4/pull/415 \(not merged\)](https://github.com/sugarlabs/musicblocks-v4/pull/415)

A full list can be found [here](#).

And some instances where I have helped with reviewing and more just by lingering around :D

Previous Contributions in Open Source

A contributor at [Cal.com](#)

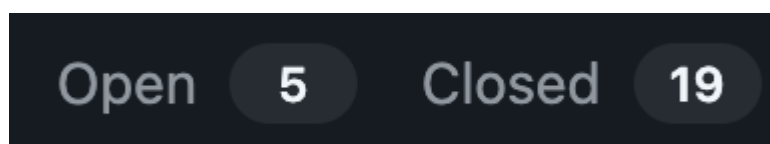
When I first started to code back in 2020, I was a machine learning engineer, making stuff here and there. Over time I wanted to work and be at the product side of things. Build stuff that people could use. So I started with fullstack engineering. I also participated at hackathons, and there I came across Cal - a meeting scheduling company that helps in connecting professionals, companies and people in general by managing their time for them. That is the first time I used it.

Then I came to know that the app I use right now is open source. I made some commits, hopped on a call. In the meantime I got a grant project I started working on. Then moving forward in January, I was offered an internship that would start in February. Since then I have made high impact PRs, but also small fixes that would help the team move forward quicker.

It started from February, and will go on till the end of May. I have since then reviewed other PRs from people too. To check every person making a PR is something that makes me better as a programmer because I get to read a lot of code, and how it impacts the rest of the codebase. Got an internship here!

As of 3rd March (the date I am writing this), one month of internship has passed.

These are the number of contributions I have made, not exclusive to just code:



I also review pull requests, write docs, and much more.

Through this, I get to play around with NextJS, TRPC, Docker, Turborepo and many other technologies that is required at a production grade application

I hope that I can transfer my skill set to build great stuff at Sugar Labs as much as possible.

[Eternal Key](#)

I built [eternal key](#), after pondering over the question that Satoshi Nakamoto (inventor of Bitcoin) wanted the world to have a decentralised financial system. But there are only 21M of them, out of which there's many that are lying around in wallets of people who might not be alive, making the wallets inactive. The BTC is then wasted, right?

Ideally, we should have a way to inherit crypto but we do not. This is odd as after a point, there will be more wasted currencies on the blockchain than the ones in supply over a longer time horizon.

Building on this idea, I began to reflect on how, from the very creators of cryptocurrencies to individuals like us who hold them, there is no clear way to pass these assets down to future generations.

Consider this scenario: What if the original creators of a cryptocurrency, such as Satoshi Nakamoto, were to suddenly pass away? The crypto holdings they accumulated would essentially remain locked in a digital vault, inaccessible to anyone else. But what if there was a desire to pass on these assets? Simply sharing the seed phrase with someone is risky and impractical. Storing the seed phrase in a bank? That could easily lead to theft or loss. So, why not leverage the blockchain itself to solve this problem?

By utilizing the blockchain, we could create a system where ownership and access rights are secure, transparent, and potentially inheritable. This would enable us to not only protect the value of these assets but also ensure that they can be passed on safely, even if something were to happen to the original owner. The question becomes: how can we integrate these principles into the existing blockchain infrastructure to create a secure, decentralized inheritance system for cryptocurrency assets?

My project got funded by the Solana Foundation because it solves exactly this. A way to inherit crypto, in less than 6 clicks you can choose who will inherit your crypto after some period of time passes.

I also wrote a detailed [blog](#) about this!

This project will be important in the coming years.

[Some Personal Projects](#) [\[Related to Machine Learning models\]](#)

Attention Is all you need

The paper that started it all, an implementation. LLMs (Large Language Models) that we use day to day, have originated because of this. The core idea of the transformer model is the attention mechanism, which allows the model to weigh the importance of different words in a sentence relative to each other, regardless of their distance. The self-attention mechanism computes a representation of the input sequence by attending to all positions simultaneously. This is in contrast to RNNs or Long Short-Term Memory (LSTM) networks, which process inputs sequentially and struggle with long-range dependencies. By utilizing this attention mechanism, transformers can capture complex relationships within the data more efficiently. [Link!](#)

Scene AI

A SaaS I tried to build that uses a fine tuned open source model to remove backgrounds from a video, with everything implemented from S3 storage, authentication and a payment method too. Let me know if you wish to try it out, I'll get you some free credits! The [link](#).

Pix Aura

This is an app that modifies images with a prompt. As you can guess, it uses Gemini 2.0 Flash (Image generation) underneath it.

The [link](#) to the app!

Currently on waitlist, will launch once the API keys and AWS is in place. Will gladly stretch extra and fix all the documentation related to API errors too.

Diffusion from Scratch

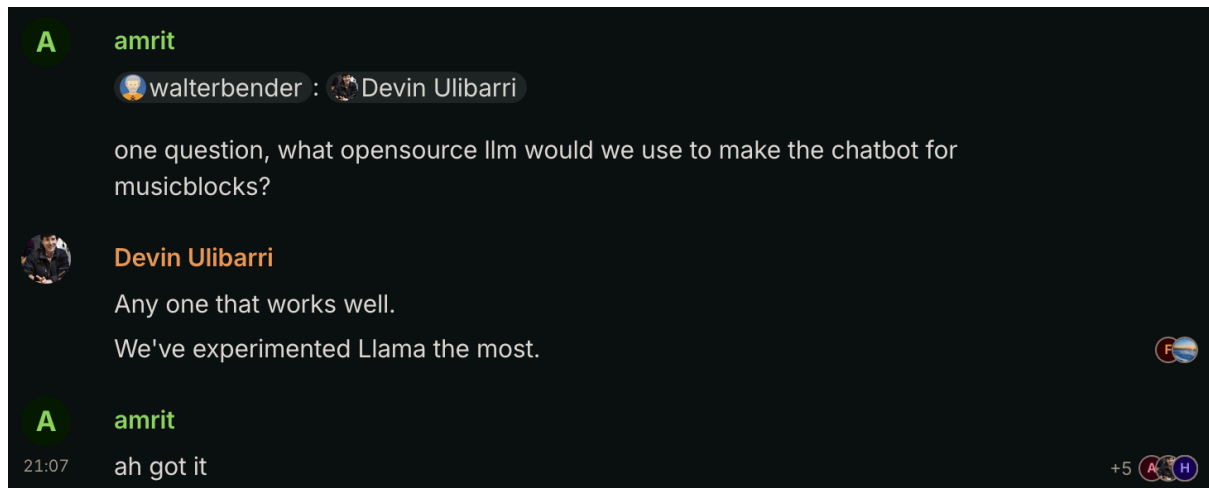
A PyTorch implementation of a diffusion model with a Streamlit web interface.

This project demonstrates the core concepts of diffusion models through a simple yet effective implementation. Fun playing around it, the end result is a pixelated form of your photo. The [link](#) to the project!

Many more great projects on my [github](#)!

[The project that I deeply wish to work on for GSoC 25'](#)

AI tools for reflection



Many tools help students create great projects—but few take a moment to ask, "What did I just do?" Our idea is to build an AI reflection tool that fills this gap. Using an open-source language model like LLaMA, our tool will gently prompt learners to pause and think about their work. When a project is saved or paused, the system will ask simple questions like:

- What did you do?
- Why did you do it?
- What did you learn?
- What could you try next?

This friendly conversation helps students understand their creative process better and learn from each project. By making reflection a regular part of the learning experience, we can help both new and experienced users connect their ideas, improve over time, and enjoy a deeper understanding of their work. Our proposal is all about making learning not just about building, but also about thinking, growing, and having fun along the way.

By incorporating structured reflection into the learning process, students can enhance their critical thinking and problem-solving abilities. This practice encourages learners to analyze their actions, understand their decision-making processes, and identify areas for improvement. Such metacognitive skills are essential for adapting to new challenges and fostering continuous personal growth. Moreover, reflection

can boost motivation and engagement, as students become more aware of their learning journey and take ownership of their educational development.

A. Research and Analysis Phase

- **Understand the Need for Reflection:**
Study the role of reflection in learning. Look at how asking questions like "What did I do?" or "What could I do differently?" can improve understanding and retention.
- **Review Existing Tools:**
Explore current AI chatbots and journaling tools in education. This helps to gather ideas and best practices that work well for engaging learners in reflective thinking.

B. Architecture Design

- **System Architecture:**
 - **Modules:** Create separate parts for the AI reflection prompt generator, the API layer, and the integration with Sugar activities.
 - **Data Flow:** Map out how data moves from when a project is saved or paused, to the LLM generating a prompt, and back to the user's interface.
- **Model Selection & Customization:**
 - Choose an open-source LLM (like LLaMA or a similar model) as the base.
 - Plan to fine-tune this model with data on reflection and learning practices.
- **Integration Strategy:**
 - Use FastAPI to build RESTful endpoints for real-time prompt generation.
 - Design the interface so it can easily plug into Sugar's existing journaling or project-saving systems.

- **AWS Deployment:**

- Ensure the tool can scale on AWS to handle many requests.
- Set up monitoring to keep track of how the system performs and to adjust resources as needed.

C. LLM Training and Retrieval-Augmented Generation (RAG)

- **Data Collection:**

- Gather examples of reflection prompts and responses from educational research and real-life classroom examples.
- Work with the Sugar Labs community to get diverse insights into what makes a good reflective question.

- **Training Strategy:**

- Fine-tune the selected LLM on this data so it can generate clear and helpful prompts.
- Set up a RAG pipeline to enhance the model's ability to provide context-aware suggestions.

- **Accuracy Enhancements:**

- Use controlled generation and feedback loops to reduce errors in the prompts.
- Define metrics to continually evaluate the model's performance and improve it over time.

D. Reflection Chatbot Integration

- **Functionality:**

- The chatbot will ask questions related to reflection when a project is saved or paused.

- It will also answer simple follow-up questions about the reflection process.
- **User Interface (UI):**
 - Create an easy-to-use interface that fits naturally into Sugar activities.
 - Ensure that the reflection prompts are clear and accessible to all learners.
- **Real-time Assistance:**
 - Implement dynamic prompt generation using the fine-tuned LLM.
 - The system will pull relevant documentation or examples to help explain the prompts if needed.

E. Integration with Sugar Environment

- **Trigger Mechanism:**
 - Integrate the reflection tool into existing Sugar platforms such as Sugar Journal, Sugarizer Journal, or the Music Blocks Planet.
 - The tool will automatically trigger when a project is paused or saved, so the reflection process becomes a natural part of the workflow.

F. API Development with FastAPI

- **Endpoint Design:**
 - Develop RESTful endpoints that handle the generation of reflection prompts and logging of user responses.
 - Ensure these endpoints allow secure and efficient communication between the user interface and the AI model.
- **Backend Integration:**
 - Connect the LLM model with the FastAPI framework to handle inference, error reporting, and feedback collection.

- **Performance Optimization:**

- Optimize the API for quick responses, which is important for real-time user interactions.
- Consider implementing caching and load balancing to keep the tool fast and reliable.

G. Testing, Evaluation, and Iteration

- **Unit and Integration Testing:**

- Create tests for each module (reflection prompt generator, API endpoints, and integration with Sugar).
- Ensure that the reflection prompts are generated correctly and that the tool responds to user inputs as expected.

- **User Feedback:**

- Run beta tests with members of the Sugar Labs community.
- Gather feedback on the usefulness of the prompts and the overall user experience.

- **Performance Metrics:**

- Track metrics like response time and user engagement with the reflection tool.
- Use this data to make continuous improvements.

H. Documentation and Deployment

- **Documentation:**

- Prepare clear developer guides detailing the system architecture, API usage, and steps for integration.
- Create user guides and tutorials that show how to use the reflection tool effectively.

- **AWS Deployment:**

- Finalize the deployment on AWS, ensuring the system is reliable and cost-effective.
- Set up dashboards and logs for ongoing performance monitoring.

- **Community Engagement:**

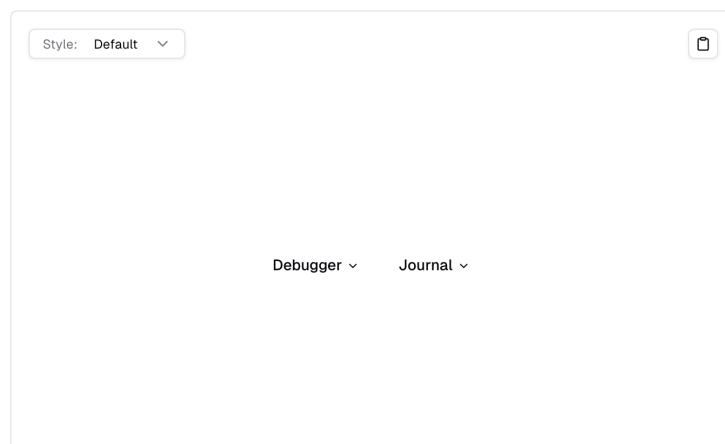
- Share the documentation and deployment strategies with the Sugar Labs community.
- Encourage community contributions to further enhance the tool.

UI/UX Design for the Reflection Journal

Creating an engaging and intuitive journal section is at the heart of our project. This section is designed to be a safe and inspiring space where learners can reflect on their work, document insights, and track personal growth—all while seamlessly integrating with the Sugar Labs environment.

Since we will already have a debugger / chatbot on the main music blocks site (I applied for that project too :) It will be better if we have another page for journal logging, ideally. The user will see this button somewhere around the blocks section to help him redirect, and if his project is saved, our LLM will have access to it so that we can ask questions regarding it.

On a side note, we can integrate the journal right into the debugger or chatbot, but with two panes in the chat section for the same using a navigation pane as follows:



[Individual components via ShadCN]

Interface Design & Layout

- **Clean, Minimalist Aesthetics:**

The journal interface features a simple, uncluttered layout that minimizes distractions. A neutral color palette, paired with subtle accents, guides users naturally to the reflection prompts without overwhelming them. The design emphasizes whitespace and clear typography, ensuring that content is easy to read and digest.

- **Adaptive and Responsive Design:**

The journal is fully responsive, ensuring an optimal experience on desktops, tablets, and mobile devices. Layout elements adjust dynamically, maintaining usability and visual appeal across various screen sizes and orientations. Whether accessed on a high-resolution monitor or a low-power device, the journal remains accessible and engaging.

- **Thematic Customization:**

Users can choose between light and dark modes to suit their visual preferences and environments. Additionally, a range of themes may be offered, allowing users to personalize the journal's look and feel while preserving overall usability and consistency.

User Interaction Flow

- **Seamless Journal Entry:**

When a project is saved or paused, the reflection journal opens with context-aware prompts. These prompts are tailored based on the user's recent activities and the project's content, encouraging thoughtful responses. The entry form supports quick text input, multiple-choice answers, and even voice notes for added convenience.

- **Guided Reflection Process:**

The journal guides users through a series of reflective questions. Each step is clearly delineated, using progress indicators and concise instructions that help learners understand what's expected. Micro-interactions, such as smooth transitions and subtle animations, make the process engaging and reinforce a sense of accomplishment as users complete each section.

- **Interactive Elements and Feedback:**

Visual cues like icons, tooltips, and hover effects provide immediate feedback, ensuring that users know their input has been successfully

recorded. The system also offers optional tips and examples to inspire deeper reflection and support users who may be new to journaling.

Accessibility & Inclusivity

- **Inclusive Navigation:**

The journal is designed with keyboard navigation and screen reader compatibility in mind. Every element, from input fields to buttons, is labeled clearly to ensure that users with disabilities have a seamless experience.

- **Multilingual and Readability Options:**

Recognizing the diverse Sugar Labs community, the journal supports multiple languages and adjustable text sizes. Readability features such as high-contrast mode and text-to-speech options ensure that every learner can access and benefit from the reflective process.

- **Customizable Reflection Depth:**

Users can select between basic, intermediate, or advanced reflection modes based on their comfort and experience level. This customization ensures that the journaling process remains accessible for beginners while still challenging more experienced users to think critically about their work.

Overall Experience

The goal is to create a journal section that not only captures reflections but also inspires them. By combining thoughtful design, responsive interactions, and robust accessibility features, the reflection journal becomes a natural extension of the learning process. It encourages users to pause, reflect, and grow, ultimately making learning more meaningful and personalized.

If we were to make a **rough sketch** of what the site connected to our Flask API with a DB storing the conversations / journal for Music Blocks, this would be it:

My Music Journal


Calendar View + New Entry

Apr 1, 2025

First Melody Composition

Today I created my first melody using quarter notes and eighth notes. I learned how to use the pitch blocks to create a simple tune.

🎵 My First Melody



melody

composition


beginner

Apr 2, 2025

Exploring Rhythm Patterns

I experimented with different rhythm patterns today. The 3/4 time signature was challenging but I managed to create a waltz-like pattern.

🎵 Waltz Rhythm



rhythm

time signature

practice

← Back to Journal

April 2, 2025


Exploring Rhythm Patterns

rhythm

time signature

practice

🎵 Waltz Rhythm



I experimented with different rhythm patterns today. The 3/4 time signature was challenging but I managed to create a waltz-like pattern.

I learned that a waltz typically has a strong emphasis on the first beat, followed by two weaker beats. This creates a distinctive 'ONE-two-three, ONE-two-three' pattern that gives the waltz its characteristic feel.

I tried creating this pattern in MusicBlocks by using different note durations and rests. I found that using a quarter note followed by two eighth notes created a nice waltz rhythm.

I also experimented with different time signatures, including 4/4 and 6/8. Each time signature gives a different feel to the music. I'm starting to understand how composers use time signatures to create

[This comes from the manual entry, or a summarised journal from the chat with our LLM, that incase we are planning to make a separate profile for each user]

[← Back to Journal](#)

Create New Journal Entry

Journal with Chatbot

Manual Entry

Type your message...

Send

[← Back to Journal](#)

Create New Journal Entry

Journal with Chatbot

Manual Entry

Title

What did you work on today?

Journal Entry

Write about what you learned, challenges you faced, or ideas you have...

Tags

melody, rhythm, composition (comma separated)

Music Notation

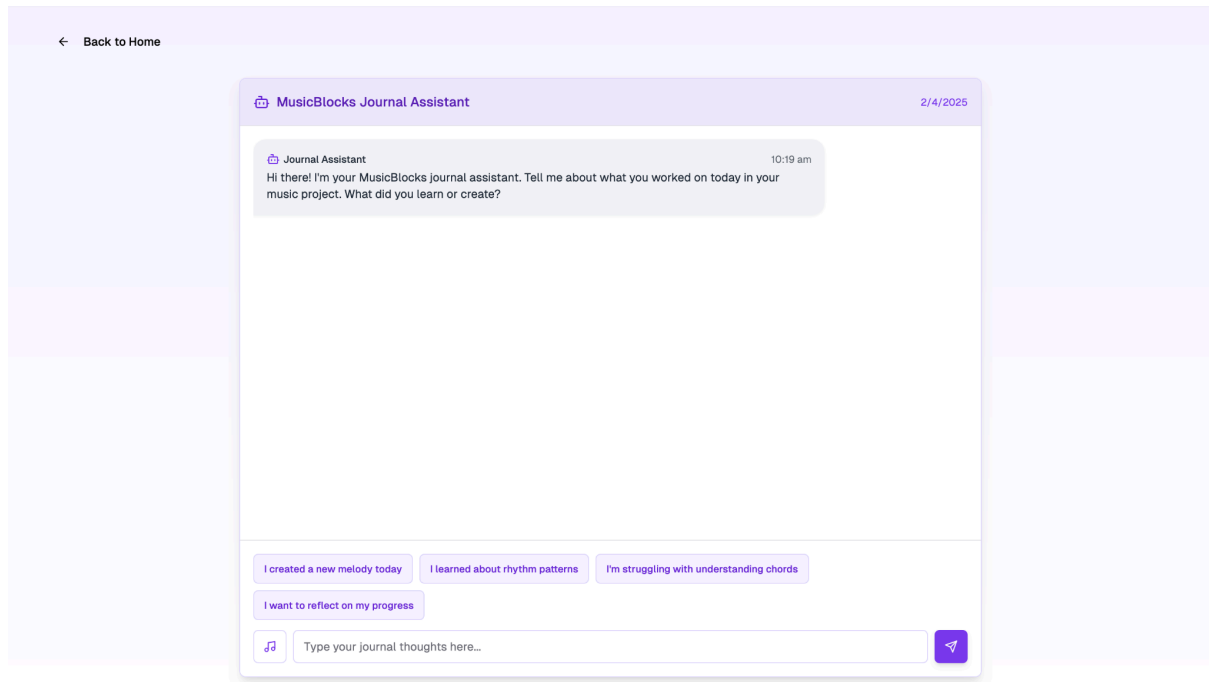
C4 D4 E4 F4 G4 (space separated notes)

Save Journal Entry

[Of course, a manual journal is a huge possibility. Again, only if we are storing it per user.]

If not making a database to store the journals itself, then we will have a summary at the end of the journaling session which the user can reflect back on before exiting.

In that case:



The individual components were via ShadCN, the best component library.

I have plenty of experience in creating nice UI along with a robust backend, all the projects are on my [github!](#) I am hopeful that this experience will be useful for creating a smooth journal app powered by a LLM, fine tuned for our exact purpose!

Timeline and Milestones

1. Community Bonding Phase (May 8 - June 1):

- Engage with the Sugar Labs community, gather information about what more needs to be done.
- Refine project objectives and gather initial requirements.
- Set up a development environment and preliminary project planning.
- Decide what the design or user interface in general should look like

This should not take much time as I am aware of how things go around :D

2. Design Phase (Weeks 5–8):

- Finalize system architecture and module designs.
- Define API specifications and integration points.
- Prepare datasets for LLM training.
- Make the individual landing page for the journal or integrate it into the chatbot according to what we have discussed in week 1!

3. Development Phase (Weeks 9–20):

- **LLM Training & RAG Implementation:**
 - Fine-tune the model and set up the RAG pipeline.
- **AI Reflection APIs**
 - Build the core functionalities and integrate into Music Blocks.
- **FastAPI Endpoint Development:**
 - Develop and test API endpoints for real-time interaction.

4. Testing and Iteration (Weeks 21–24):

- Conduct unit and integration testing.
- Beta test with users and collect feedback, making the page better.
- Optimize performance and address detected issues.

5. Final Deployment and Documentation (Weeks 25–26):

- Finalize documentation and user guides.
- Deploy the solution on AWS (if we are going to use it).
- Wrap up the project, present results, and prepare for potential future enhancements.

4. Risks and Mitigation Strategies

- **Data Scarcity for LLM Training:**
 - *Mitigation:* Collaborate with the community to source diverse project examples and error logs.
- **Model Hallucinations and Inaccuracies:**
 - *Mitigation:* Use RAG and iterative fine-tuning; incorporate user feedback for continuous improvement.
- **Integration Challenges with Existing Music Blocks Codebase:**
 - *Mitigation:* Maintain active communication with core developers; implement incremental integration and testing.
- **Scalability Issues in API Deployment:**
 - *Mitigation:* Leverage AWS services for auto-scaling and performance monitoring.

5. Expected Outcomes

- **Enhanced User Experience:**
 - A robust AI chatbot that provides real-time assistance and creative suggestions.
- **Increased Accessibility:**
 - Lower barriers for beginners and a more streamlined workflow for advanced users.
- **Community Contribution:**
 - Open-source contributions back to the Sugar Labs and Music Blocks projects, to fix bugs and other issues.

Deliverables

This project will deliver a comprehensive, state-of-the-art (aka SOTA) AI tool designed to promote reflective learning within Sugar Labs' educational platforms. The deliverables cover everything from the core AI model and its integration into user interfaces to backend services and community documentation. Every component is engineered to ensure robustness, scalability, and ease-of-use for both beginners and experienced users.

1. Reflection Fine-Tuned Model

Outcome:

A customized open-source language model, fine-tuned specifically on datasets gathered from reflective practices, journaling examples, and educational research. This model will be capable of generating clear, context-aware reflection prompts that help learners think deeply about their projects and learning experiences.

Implementation Details:

- **Data Aggregation & Preprocessing:**
 - **Source Datasets:** Collect a diverse set of data, including reflective journal entries, learner feedback, and curated educational content focused on reflection and metacognition.
 - **Cleaning & Structuring:** Process the data to remove noise and organize it into a format suitable for training the model.
- **Model Training:**
 - **Framework Utilization:** Use frameworks like Hugging Face Transformers to fine-tune the chosen open-source LLM (e.g., LLaMA or a similar model).
 - **Hyperparameter Tuning:** Experiment with various learning rates, batch sizes, and gradient accumulation steps to maximize model performance and ensure that the generated prompts are

both clear and contextually relevant.

- **Retrieval-Augmented Generation (RAG):**
 - **Knowledge Base Integration:** Develop a RAG pipeline by indexing a curated database of reflection practices and educational content. This enhances the model's ability to pull accurate and useful information in real-time, ensuring that every prompt is tailored to the learner's current project context.

2. AI-Powered Reflection Chatbot Integration

Outcome:

An interactive, AI-driven chatbot that integrates seamlessly into Sugar Labs platforms (such as Sugar Journal, Sugarizer Journal, or other relevant environments). This chatbot will automatically engage learners when a project is saved or paused, prompting them with questions like "What did you do?" "Why did you do it?" "What did you learn?" and "What might you try next?" This interaction will foster a culture of reflective thinking and continuous learning.

Implementation Details:

- **Chatbot Architecture:**
 - **Core Engine:** Utilize the fine-tuned LLM as the backbone for natural language understanding and generation.
 - **Dialogue Management:** Develop a system that can handle multi-turn conversations, ensuring that context is preserved across sessions and that the dialogue feels natural.
- **User Interface (UI):**
 - **Design:** Create a user-friendly, responsive UI module that fits within the existing Sugar platforms. The design will focus on simplicity and accessibility, ensuring that learners of all ages can interact with the chatbot without friction.

- **Adaptive Layout:** Ensure that the chatbot interface adapts smoothly across different devices and screen sizes.
- **Real-Time Interaction:**
 - **Dynamic Prompt Generation:** Implement a real-time prompt generation mechanism that uses the fine-tuned LLM and the RAG pipeline to fetch and deliver context-specific reflection questions.
 - **Follow-Up Capabilities:** Allow the chatbot to handle follow-up queries and provide additional explanations or resources as needed.

3. Reflection Response Analyzer and Feedback Tool

Outcome:

A tool that not only captures learners' responses to the reflection prompts but also analyzes them to provide insights into their learning process. This tool will help educators and developers understand how users interact with the reflection prompts and identify areas where the system can be improved.

Implementation Details:

- **Data Collection:**
 - **Response Logging:** Automatically store and organize user responses to reflection prompts in a secure and privacy-compliant manner.
 - **Usage Analytics:** Track engagement metrics such as prompt response rates, average reflection time, and sentiment analysis of the responses.
- **Automated Analysis:**
 - **Text Analysis:** Use natural language processing techniques to extract key themes and sentiments from the responses.
 - **Visual Feedback:** Develop dashboards and visualization tools that help track overall system performance and user

engagement, providing clear insights into how well the reflective process is working.

- **Iterative Feedback Loop:**
 - **Model Refinement:** Use the insights gathered to continuously fine-tune the LLM, ensuring that the prompts remain effective and that the system evolves with user needs.
 - **User Surveys:** Incorporate occasional surveys to gather direct feedback from learners, further guiding iterative improvements.

4. FastAPI Endpoints and Backend Integration

Outcome:

A robust set of RESTful API endpoints that enable seamless communication between the front-end Sugar platforms, the AI reflection chatbot, and the response analyzer tool. This backend infrastructure will ensure that all components work together efficiently, providing fast and reliable real-time interactions.

Implementation Details:

- **API Design and Development:**
 - **Endpoint Specification:** Clearly define endpoints for key functions, including generating reflection prompts, logging user responses, and fetching analysis results.
 - **Security:** Implement comprehensive error handling and logging mechanisms to monitor API usage, address bottlenecks, and ensure secure data transactions.
- **Backend Integration:**
 - **Model Connection:** Integrate the fine-tuned LLM with the FastAPI framework to manage model inference seamlessly.
 - **Scalability:** Use AWS or another cloud platform to host the API, ensuring that the system can scale based on demand while

maintaining low latency for real-time interactions.

- **Performance Optimization:**
 - **Caching & Load Balancing:** Incorporate caching strategies and load balancing techniques to maintain high performance even during peak usage periods.
 - **Monitoring:** Set up dashboards to track performance metrics and system health, allowing for proactive maintenance and rapid troubleshooting.

5. Comprehensive Documentation and Community Resources

Outcome:

A complete and detailed suite of technical documentation, user guides, and community resources that empower both developers and users. This documentation will cover everything from system architecture and API usage to integration steps and troubleshooting tips, ensuring that the project can be maintained, improved, and extended by the broader Sugar Labs community.

Implementation Details:

- **Developer Guides:**
 - **System Architecture Documentation:** Provide detailed diagrams and explanations of the overall system, including how data flows between the various modules and how each component interacts.
 - **API Reference:** Develop an exhaustive API reference that includes sample code, endpoint descriptions, and error handling practices.

Together, these deliverables form a complete ecosystem that transforms the learning experience by embedding structured reflection into everyday activities. The project not only focuses on building cutting-edge technical components but also emphasizes

long-term usability, community engagement, and continuous improvement, ensuring that every aspect is accessible and beneficial for all users.

Implementation Details:

- **Technical Documentation:**
 - **Architecture Blueprints:** Provide detailed diagrams and technical write-ups covering the system architecture, data flows, and module interactions.
 - **API Guides:** Develop comprehensive guides and code examples for integrating and interacting with the FastAPI endpoints.
 - **Training Manuals:** Document the LLaMA fine-tuning process, including data preparation, model training, evaluation, and deployment instructions.
- **FAQs & Troubleshooting Guides:** Develop a robust FAQ section addressing common user issues and providing troubleshooting tips if we find any along the way.
- **Open-Source Contribution Guidelines (If needed):**
 - **Contribution Roadmap:** Outline clear guidelines for external contributions, including code standards, pull request procedures, and issue tracking.

Availability

I can dedicate 30-40 hours per week to the project and will be even more active between Thursday and Sunday. I will have my test that will last a week in June but that will be manageable where I will still dedicate 3-4 hours per day. I contributed to the project long before Google's Summer of Code was announced, and will contribute even after the program is over. The coding period that starts in June will be where I will officially begin, although I will be there to contribute even before that as well!

Final Thoughts

Each deliverable in this project is carefully designed to create an integrated, intelligent, and user-friendly system that elevates the Music Blocks experience. By combining LLaMA to become a reflection tool and a scalable API framework, we not only streamline the learning process but also empower users to explore and create with confidence. The comprehensive deployment ensures that this solution remains accessible, high-performing, while extensive documentation and community engagement foster an ecosystem of continuous improvement and collaboration. This ambitious yet pragmatic approach provides the edge needed to set a new standard in educational technology, delivering tangible benefits to both the Sugar Labs community and the broader world of interactive learning. Let's do this!

Impact on Sugar Labs

This project is designed to bring a range of tangible benefits to the Sugar Labs community and the Music Blocks platform. By adding an AI-powered chatbot and an integrated journal tool, we aim to create a more interactive and supportive learning environment. Here's how it will make a difference:

- **Enhanced User Support:**

The chatbot will serve as an on-demand journal assistant for when the user is about to exit. This will ensure that upon reflection, the user comes back with more enthusiasm next time.

- **Stronger Community Engagement:**

With tools that help users learn and solve problems faster, more people will

feel comfortable experimenting and contributing. This increased participation can lead to more community-generated enhancements, fostering an environment where everyone learns from each other.

- **Boosting Educational Impact:**

Music Blocks is already a fun way to learn about music and coding. By integrating intelligent tools that simplify learning and troubleshooting, Sugar Labs can attract a broader audience—from complete beginners to seasoned coders—thus reinforcing its mission to provide quality educational experiences

Overall, the project is set to elevate the Music Blocks experience by reducing barriers to learning, speeding up problem resolution, and creating a vibrant, collaborative community around educational technology.

Conclusion

In conclusion, this project is set to transform the Sugar Labs experience by introducing an AI-powered reflection tool that goes beyond simply adding a new feature. It creates an environment where every learner is gently encouraged to think about their work, understand what they did, and plan for what comes next. With reflective prompts delivered in real time when projects are saved or paused, users can overcome challenges more effectively and gain deeper insights into their creative journey.

Furthermore, by working closely with the Sugar Labs community throughout the project, we are building a culture of continuous learning and collaboration. The modular design of the tool means it can be easily updated and expanded by both new contributors and experienced developers, paving the way for ongoing improvements.

The timeline is carefully designed to fit within a college student's schedule, balancing academic responsibilities with project milestones. From initial research and design through to development, testing, and deployment, every phase is planned to ensure a smooth path to success.

Ultimately, this project not only enriches the learning experience by integrating reflective practice into the creative process, but it also strengthens Sugar Labs' commitment to open-source educational technology. It represents a significant step forward in making learning more engaging, thoughtful, and accessible for everyone involved.

Will be glad to be on board, thank you!