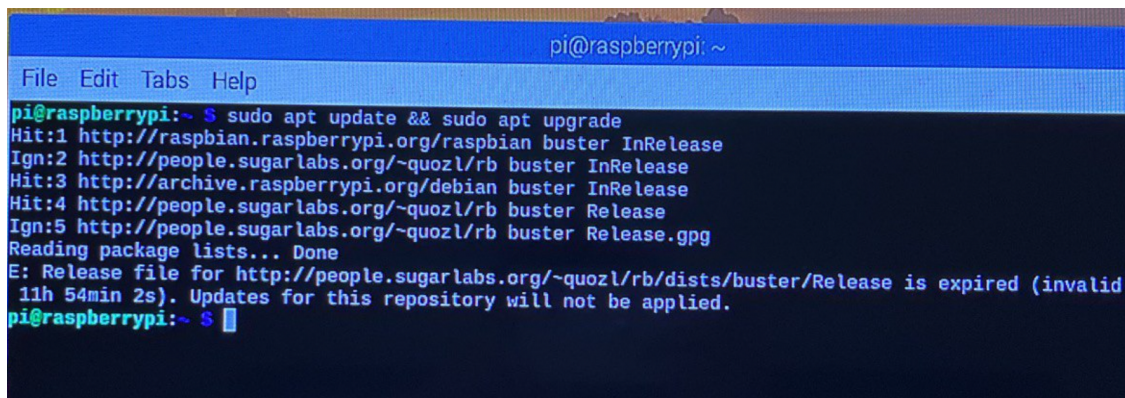


Following are the bugs/broken activities I found out while testing Sugar on Raspberry Pi:

1. After successfully booting up Raspberry Pi OS (Legacy) Debian version:10 (buster), I followed the steps mentioned in the Sugar repository (<https://github.com/sugarlabs/sugar/blob/master/docs/rpi.md>) to install Sugar on Raspberry Pi, however while following the steps I encountered this error on the terminal:

```
E: Release file for
http://people.sugarlabs.org/~quozl/rb/dists/buster/Release is expired
(invalid since 783d 11h 54min 2s). Updates for this repository will not
be applied
```



```
pi@raspberrypi: ~
File Edit Tabs Help
pi@raspberrypi:~ $ sudo apt update && sudo apt upgrade
Hit:1 http://rasbian.raspberrypi.org/raspbian buster InRelease
Ign:2 http://people.sugarlabs.org/~quozl/rb buster InRelease
Hit:3 http://archive.raspberrypi.org/debian buster InRelease
Hit:4 http://people.sugarlabs.org/~quozl/rb buster Release
Ign:5 http://people.sugarlabs.org/~quozl/rb buster Release.gpg
Reading package lists... Done
E: Release file for http://people.sugarlabs.org/~quozl/rb/dists/buster/Release is expired (invalid
11h 54min 2s). Updates for this repository will not be applied.
pi@raspberrypi:~ $
```

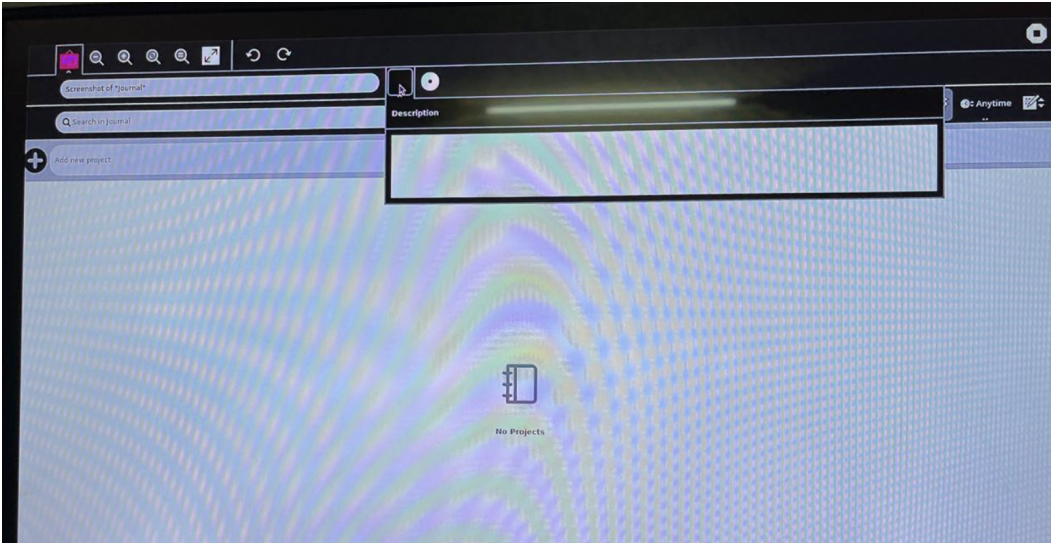
2. So I tried to remove the line `deb [arch=armhf trusted=yes] http://people.sugarlabs.org/~quozl/rb buster main`` from the ``/etc/apt/sources.list`` file and tried the following commands:

```
sudo apt update && sudo apt upgrade
sudo apt install sugar-session
```

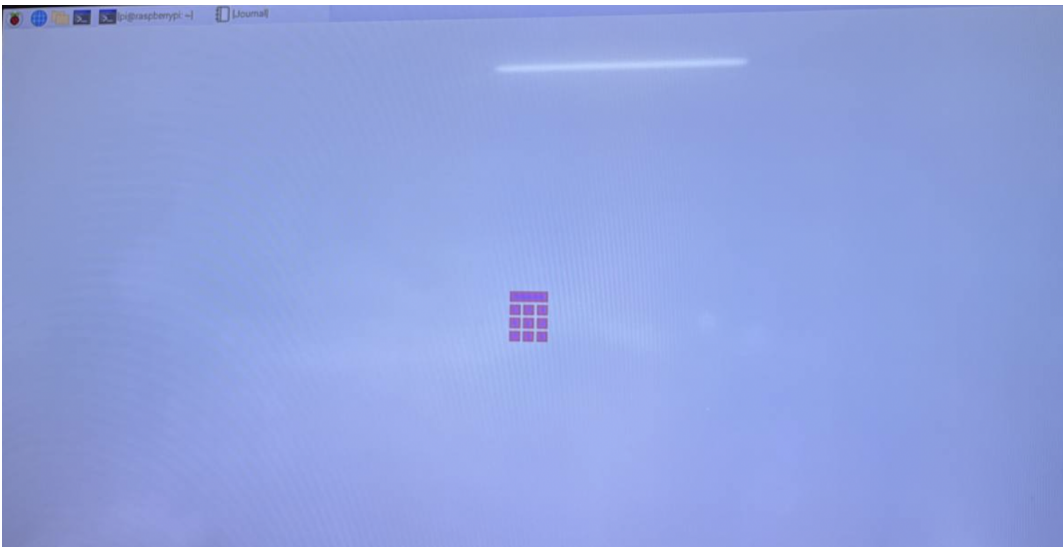
which ultimately helped me in running Sugar.

My suggestion: I can submit a PR after updating the steps in the Rpi repository.

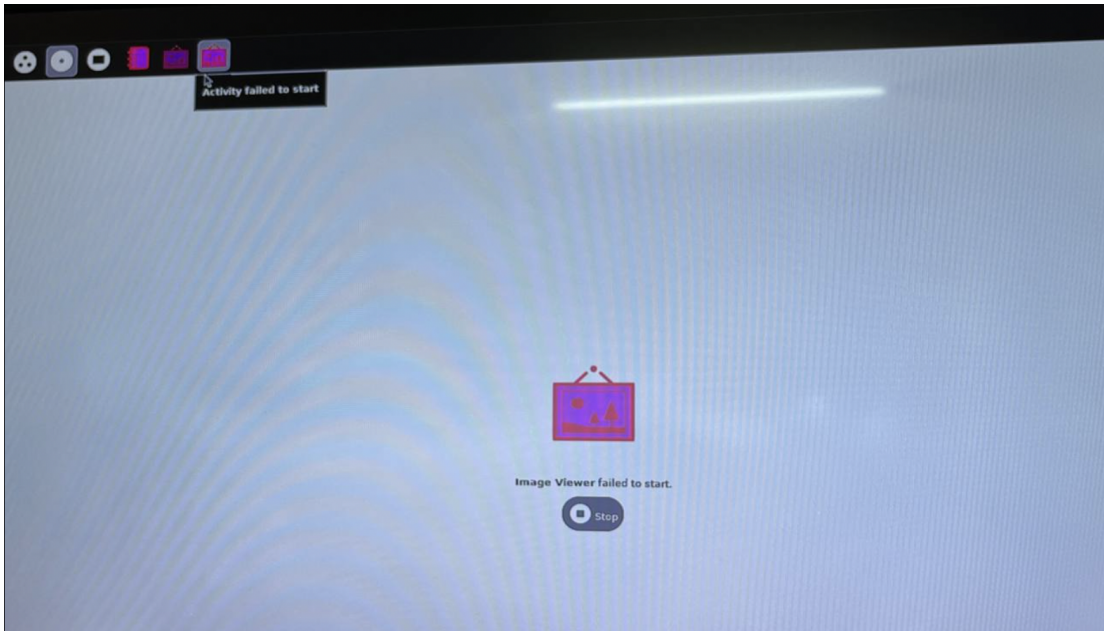
3. While testing Sugar I found that the Description button does not show any icon and is not visible. Only if someone clicks over the black space, the Description pop up opens.




4. The Calculator activity was showing erratic behavior and failed to load after a long delay.



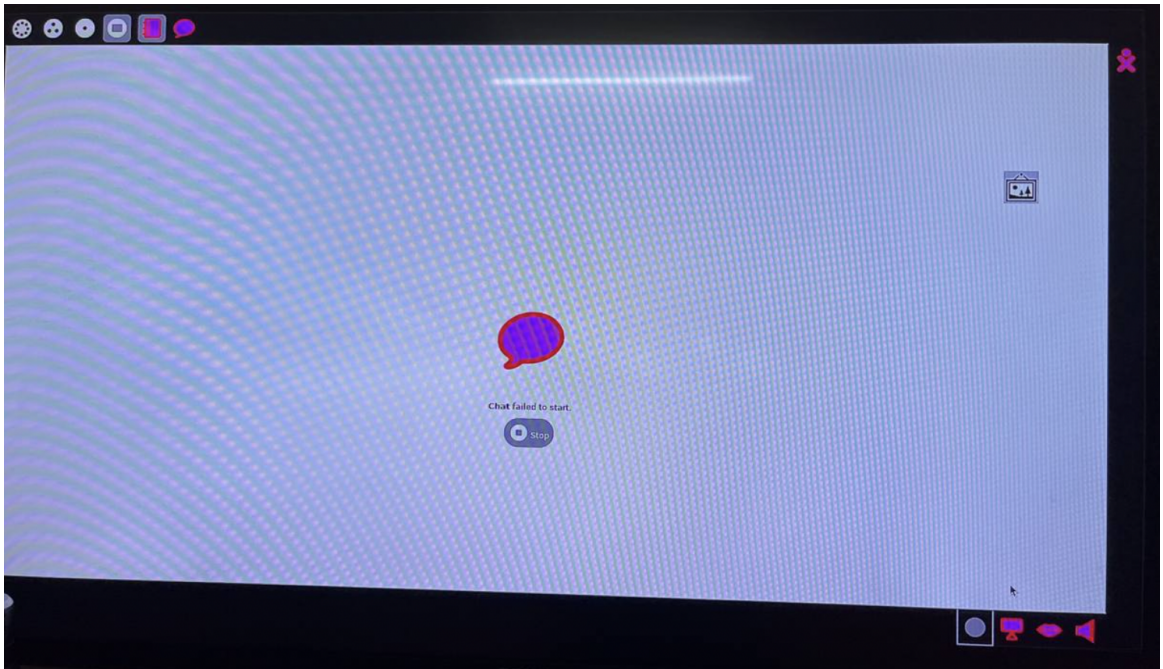
5. Image viewer failed to load as shown in the screenshot.



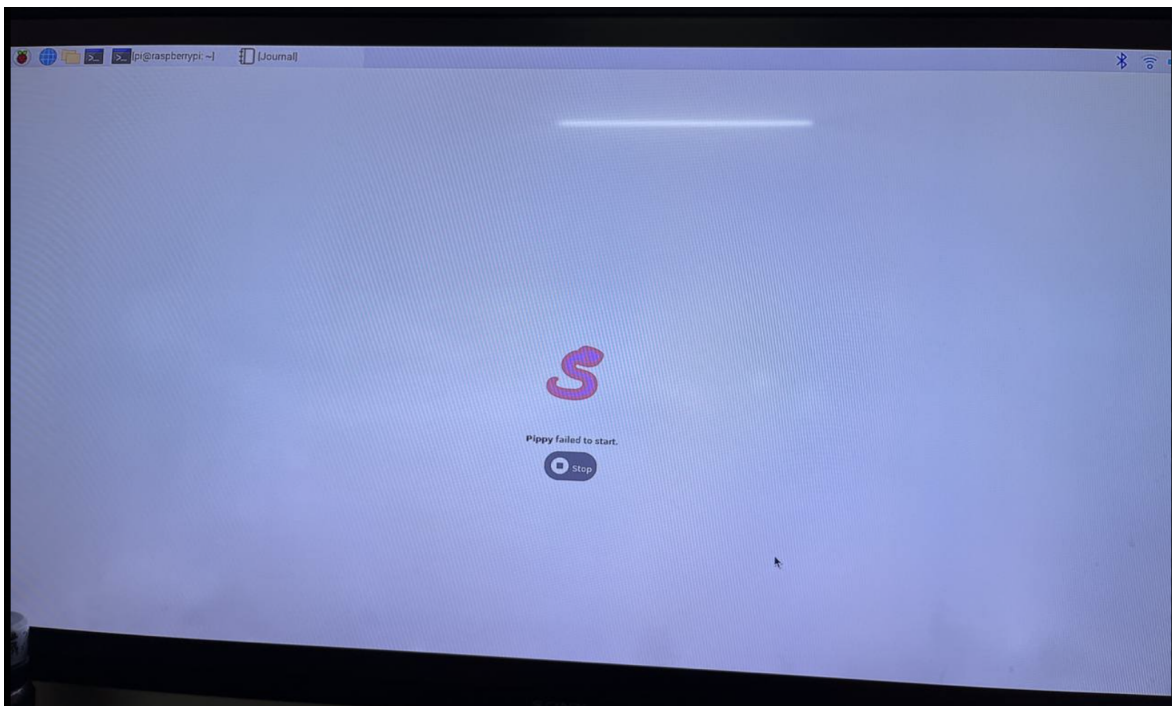
6. No display icon is there for Projects. It only appears when we hover over the black spot and click on that.



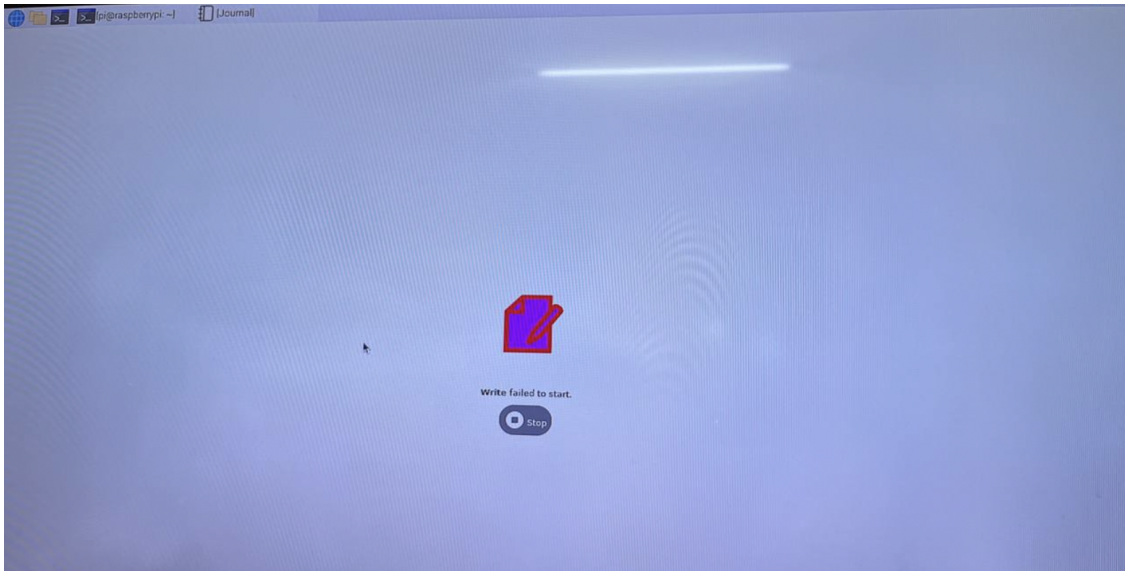
7. Chat activity failed to start.



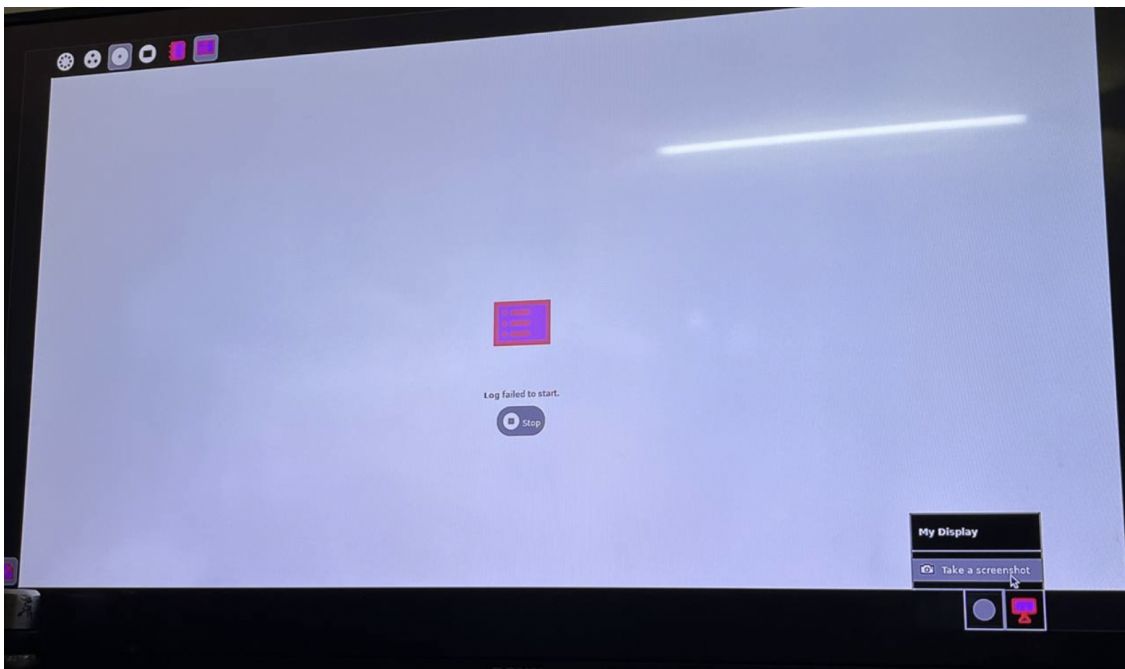
8. Pippy failed to start.



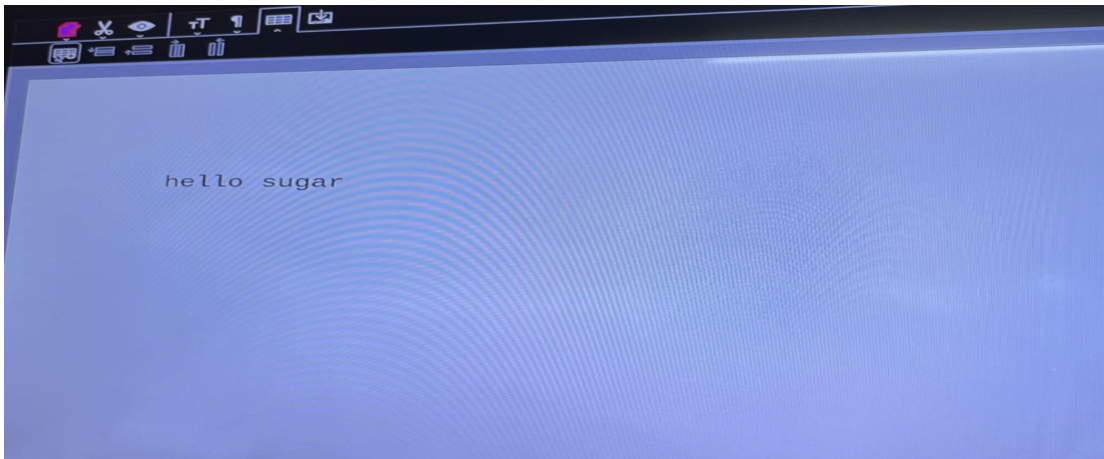
9. Write activity failed to start.



10. Log failed to start.



11. When Write activity finally started to work after re-running Sugar, I could not add tables through the add table option.



12. Inside the Sugar terminal the following command was not running:

```
sudo apt install sugar-{abacus,browse,calculate,chart,chat,clock,\  
develop,finance,findwords,fototoon,fractionbounce,gears,\  
imageviewer,implode,jukebox,letters,log,maze,measure,memorize,\  
moon,music-keyboard,paint,physics,pippy,poll,portfolio,read,\  
Record,speak,stopwatch,story,terminal,words,write}-activity
```

